



Royal College of
Obstetricians &
Gynaecologists

RCOG Census Report 2013

Published February 2015



© 2015 The Royal College of Obstetricians and Gynaecologists

First published 2015

All rights reserved. No part of this publication may be reproduced, stored or transmitted in any form or by any means, without the prior written permission of the publisher or, in the case of reprographic reproduction, in accordance with the terms of licences issued by the Copyright Licensing Agency in the UK [www.cla.co.uk]. Enquiries concerning reproduction outside the terms stated here should be sent to the publisher at the UK address printed on this page.

Published by the Royal College of Obstetricians and Gynaecologists

27 Sussex Place

Regent's Park

London NW1 4RG

Registered Charity No. 213280

CONTENTS

Contents	1
Introduction/Commentary	2
The RCOG Census Report – an outline	3-4
Statistical summary	5-8
Commentary on some overall statistics and their relationships	
<i>Deliveries/Consultants in Post</i>	9
<i>Deliveries/Consultant hours on Labour Ward</i>	10-12
<i>Deliveries by deanery/country</i>	13
<i>Consultants in post by deanery/country</i>	14
<u>Information for each deanery/country</u>	
Individual unit information	15
Deanery/country analysis	
East Midlands	16
East of England	17
Kent, Surrey and Sussex	18
London	19-20
Mersey	21
North Western	22
Northern	23
Northern Ireland	24
Oxford	25
Scotland	26
Severn	27
South West Peninsula	28
Wales	29
Wessex	30
West Midlands	31
Yorkshire and The Humber	32

RCOG Census Report, 2013

Introduction/Commentary

This year's Census has largely followed the format of the previous year in order to try and allow the RCOG to start looking at trend analysis. The ultimate aim will be to gradually change small items in future years and combine with 'add-on' focus areas to give more depth into some aspects of workforce trends. It is clear from the new consultant job descriptions that come into the RCOG for approval that the types of posts required for the consultant workforce is changing rapidly. Many of these posts are resident on-call and it can be seen that there is evidence of year on year increase of consultant presence on the labour ward.

When analysing the complexity of departmental rotas we recognise that many units are addressing staffing issues in very much a hybrid fashion which presents many challenges - for the units themselves, and also in the analysis of how an 'out of hours' (OOH) service is configured. Many of the models that are proposed for workforce planning are primarily maternity driven and largely involve the OOH delivery of service, but we must not forget the delivery of gynaecology as well; both elective and acute.

Ensuring adequate staffing for safe provision of care is paramount. However, RCOG recognises that it is also essential for the future that consultants continue to develop both in terms of clinical skills and non-clinical skills. This is particularly important for those resident consultants to ensure a balanced rewarding career which will aid staff retention. The RCOG describes how this can be achieved within 'Becoming Tomorrows Specialist' (<https://www.rcog.org.uk/en/guidelines-research-services/guidelines/becoming-tomorrows-specialist/>).

Ian Currie
RCOG Vice President, UK Affairs

Clare McKenzie
RCOG Vice President, Education

The RCOG Census Report – an outline

This is the second iteration of the more streamlined RCOG Census, after its debut in 2013. As previously, College Tutors in each unit were asked to respond to around 20 questions, looking at issues such as the number of deliveries, consultant presence on the labour ward, rota types and posts in the unit. There were also some additional/pilot questions on the presence of anaesthetists, the number of midwives and gynaecology cover.

Many of the questions were unchanged from the 2012 census, allowing for comparisons to be made. Overall, 197 returns have been included in the census, which represents a very healthy response rate of more than 95%.

There are three sections to this report:

- A summary of individual question data, to give an overview of the returns
- Commentary on some overall statistics and their relationships
- Detailed data on each individual return, organised by deanery/country

Where appropriate, comparisons with the 2012 Census data have been noted. One important point to note – the data included in the report is taken purely from the census returns received and has been reproduced exactly as it was submitted (unless there was an obvious error or omission).

If you have any comments, questions or suggestions, please contact me on 020 7772 6262 or via email – mhuggins@rcog.org.uk, particularly if you are aware of a hospital that does not appear in the individual deanery information section of the census, so we can ensure it is included in future versions.

Finally, many thanks to the many College Tutors that responded – whilst the census has been slimmed down from previous years, we appreciate that it can still take some time and work to complete. Planning for the next census continues, but it is expected that the invitation to complete it will be sent to College Tutors in January/February 2015, with a deadline of April 2015 for completion.

A separate file is available online containing copies of the relevant graphical information.

Matthew Huggins
Senior Metrics Analyst
RCOG
November 2014

Responses were not received from the following ten hospitals:

East of England

Luton and Dunstable Hospital NHS Foundation Trust Luton and Dunstable University Hospital

Kent, Surrey and Sussex

East Sussex Healthcare NHS Trust Conquest Hospital
East Sussex Healthcare NHS Trust Eastbourne District General Hospital

London

South London Healthcare NHS Trust Princess Royal University Hospital

Northern Ireland

Belfast Health and Social Care Trust Royal Jubilee Maternity Services

North Western

Lancashire Teaching Hospitals NHS Foundation Trust Royal Preston Hospital
Stockport NHS Foundation Trust Stepping Hill Hospital

Wessex

Jersey Jersey General Hospital

Yorkshire and The Humber

Barnsley Hospital NHS Foundation Trust Barnsley Hospital
Sheffield Teaching Hospitals NHS Foundation Trust Jessop Wing

Two returns did not include answers to all mandatory questions, but have still been included in the data. They are:

London

Guy's and St Thomas' NHS Foundation Trust Guy's/St Thomas' Hospitals

Kent, Surrey and Sussex

Maidstone and Tunbridge Wells NHS Trust Tunbridge Wells Hospital

Statistical summary

Below is a summary of the basic data from the 197 responses to the census for all questions. Where applicable and appropriate, comparisons to the data in the 2012 census (published in 2013) have been noted (note that some differences may be explained by the ten missing units). The questions asked in 2013 may in some cases be only slightly different to those asked in 2012. This information may be of interest to those who wish to see how their own hospital 'fits in' with the national picture.

Number of unique responses:

197 (2012: 203)

Definition of site:

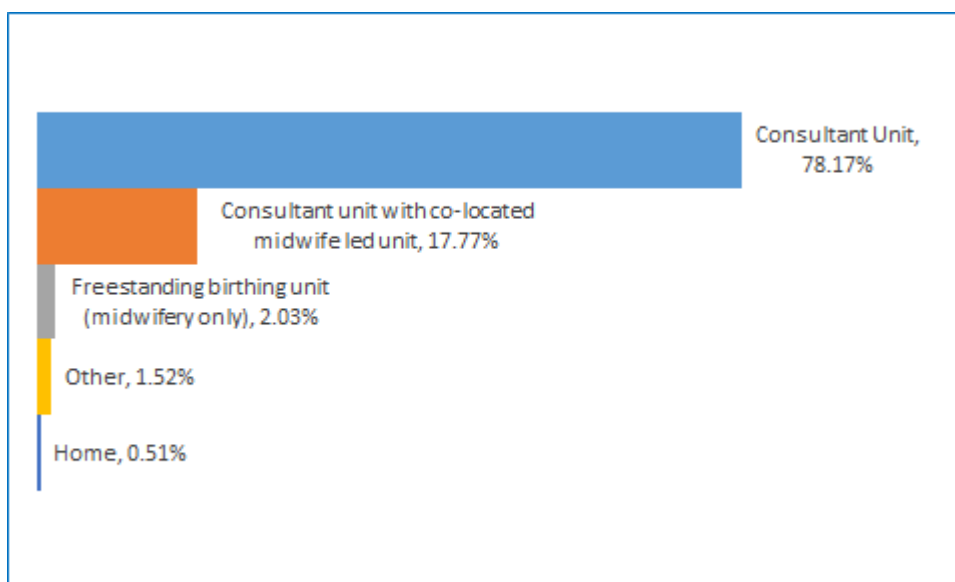
Consultant Unit – 154

Consultant unit with co-located midwife led unit – 35

Freestanding birthing unit (midwifery only) – 4

Other – 3

Home – 1



Please note that the data and percentages in all following relevant statistics are based on all returns (197 units). Therefore the existence of a '0' in a range reflects the fact that not all units that responded meet a certain criteria (i.e., have a labour ward).

Total deliveries in 2013 within a unit:

Range from 0 to 9639, mean of 3791, total of 746,790

(2012: range from 0 to 9917, mean of 3938, total of 799,422)

Staffing

Number of consultants in post within a unit:

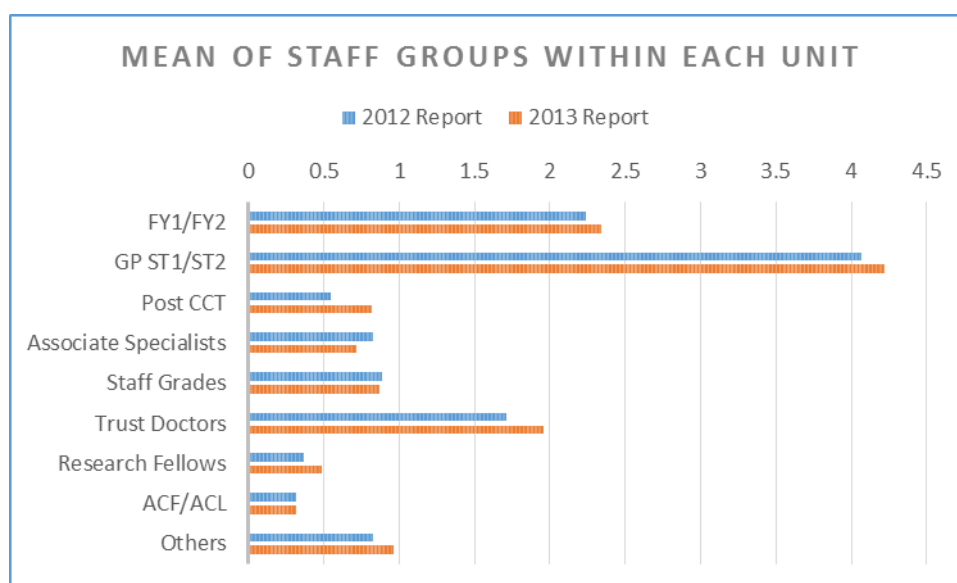
Range from 0 to 34, mean of 11.29, total of 2225

(2012: range from 3 to 34, mean of 10.91, total of 2215)

Numbers of other staff:

	FY1/FY2	GP ST1/ST2	Post CCT	Associate Specialists	Staff Grades
	WTE (range) mean	WTE (range) mean	WTE (range) mean	WTE (range) mean	WTE (range) mean
2012	454 (0-9) 2.24	827 (0-12) 4.07	112 (0-9) 0.55	169 (0-5) 0.83	181 (0-8) 0.89
2013	465 (0-13) 2.34	822 (0-20) 4.22	159 (0-12) 0.82	140 (0-5) 0.72	169 (0-9) 0.87

	Trust Doctors	Research Fellows	ACF/ACL	Others
	WTE (range) mean	WTE (range) mean	WTE (range) mean	WTE (range) mean
2012	347 (0-13) 1.71	76 (0-9) 0.37	65 (0-5) 0.32	169 (0-17) 0.83
2013	382 (0-13) 1.96	95 (0-8) 0.49	63 (0-4) 0.32	187 (0-17) 0.96



Out of hours service provision

Ensuring a safe service, appropriately staffed, challenges all units. This data addresses the middle grade staffing of units around the country. In light of the differences in the number of returns across the two years, percentages have been included.

Do you have a junior grade rota? Yes: 188 (95.4%) (2012: 196, 96.5%)

Do you have a middle grade rota? Yes: 185 (93.9%) (2012: 193, 95.1%)

Do you have a senior middle grade rota? Yes: 74 (37.6%) (2012: 57, 28.1%)

Looking more closely at those units with two tiers of middle grade staff:

- **10.2%** of units with **fewer than 2500 deliveries**
- **19%** of units with **2500 - 4000 deliveries**
- **28.6%** of units with **4001 - 5000 deliveries**
- **75.9%** of units with **5001 - 6000 deliveries**
- **85.7%** of units with **more than 6000 deliveries**

If SAS doctors are involved in an 'out of hours' rota – which one(s)?

Consultant level: 22

Senior Middle grade/Middle grade: 122

N/A (not involved): 64

In recognition of the varying job plans of consultants, further questions were asked about their involvement in obstetrics and gynaecology on call

Number of consultants involved in obstetric on-call:

Range from 0 to 22, mean of 9.14, total of 1773

For how many hours per week are consultants present on the labour ward?

Range from 0 to 168, mean of 63.49

(2012: range from 0 to 116, mean of 59.15)

At what times of day are consultants physically present on the labour ward?

Weekday Morning: Yes: 192 (97.5%) Weekend Morning: Yes: 164 (83.2%)

Weekday Afternoon: Yes: 192 (97.5%) Weekend Afternoon: Yes: 56 (28.4%)

Weekday Evening: Yes: 119 (60.4%) Weekend Evening: Yes: 34 (17.3%)

Weekday Overnight: Yes: 36 (18.3%) Weekend Overnight: Yes: 13 (6.6%)

When consultants are physically present on labour ward sessions, which grade(s) of trainee(s) are in support?

	Senior Middle Grades	Middle Grades	Junior Grades
Weekday Morning	41 (20.8%)	185 (93.9%)	185 (93.9%)
Weekday Afternoon	40 (20.3%)	186 (94.4%)	185 (93.9%)
Weekday Evening	40 (20.3%)	152 (77.2%)	154 (78.2%)
Weekday Overnight	37 (18.8%)	105 (53.3%)	110 (55.8%)
Weekend Morning	52 (26.4%)	163 (82.7%)	164 (83.2%)
Weekend Afternoon	45 (22.8%)	125 (63.5%)	129 (65.5%)
Weekend Evening	34 (17.3%)	106 (53.8%)	112 (56.9%)
Weekend Overnight	35 (17.8%)	98 (49.7%)	96 (48.7%)

Please note that the following question was an additional/pilot question, and was not mandatory – therefore it is included as information only here and not used for further analysis.

Is your on-call/physically present obstetric consultant covering gynaecology?

Weekday Morning:	Yes: 124 (62.9%)	Weekend Morning:	Yes: 149 (75.6%)
Weekday Afternoon:	Yes: 130 (66%)	Weekend Afternoon:	Yes: 144 (73.1%)
Weekday Evening:	Yes: 147 (74.6%)	Weekend Evening:	Yes: 140 (71.1%)
Weekday Overnight:	Yes: 140 (71.1%)	Weekend Overnight:	Yes: 137 (69.5%)

Recognising that other staffing may affect our ability to deliver service, we have looked at anaesthetic consultant service provision.

Please note that the following question was an additional/pilot question, and was not mandatory – therefore it is included as information only here and not used for further analysis.

Which labour ward sessions are covered by physically present consultant anaesthetists with no other commitments?

Morning:	Yes: 171	(2012: 172)
Afternoon:	Yes: 152	(2012: 155)
Evening:	Yes: 34	(2012: 36)
Overnight:	Yes: 6	(2012: 17)
Weekends:	Yes: 13	(2012: 23)

Commentary on some overall statistics and their relationships

1. Deliveries/Consultants in Post

The following graphic (Figure One) shows the relationship between the number of deliveries at a unit and the number of consultants in post, as derived from the census returns submitted. The type of unit is noted by the relevant colour.

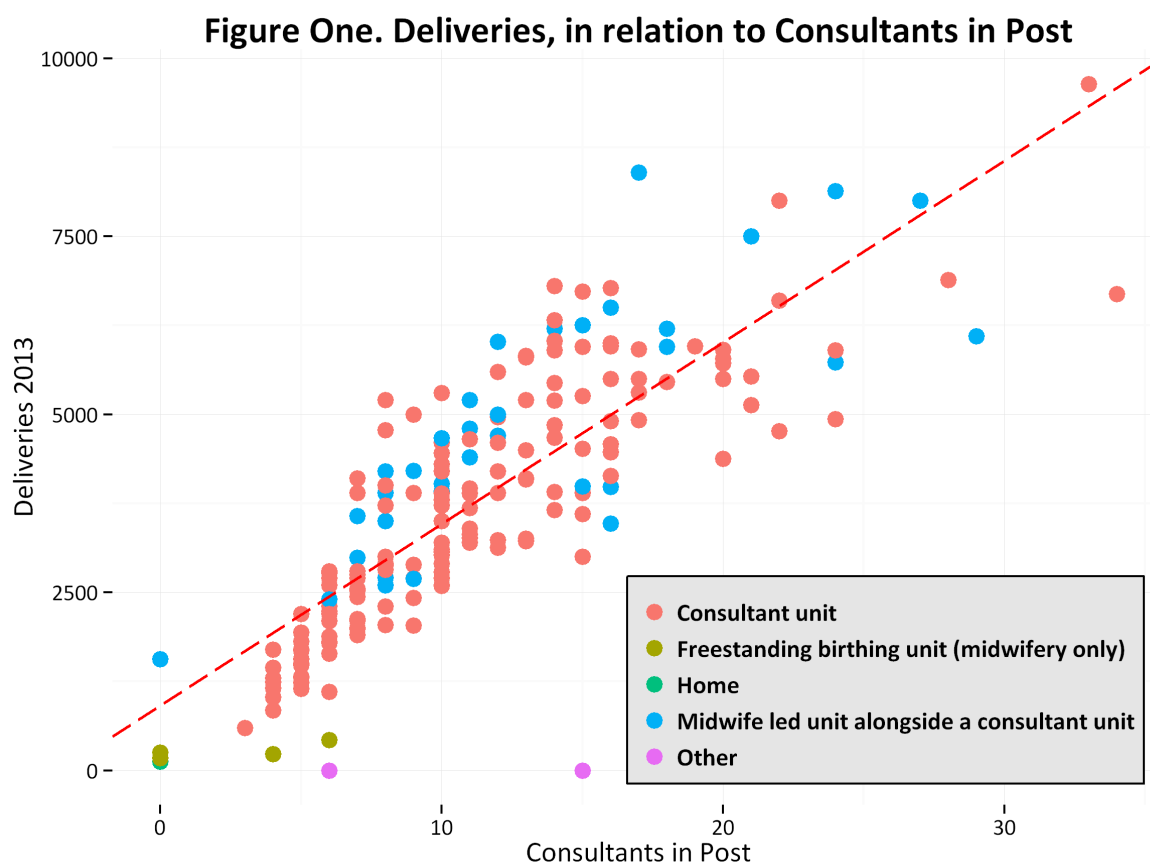
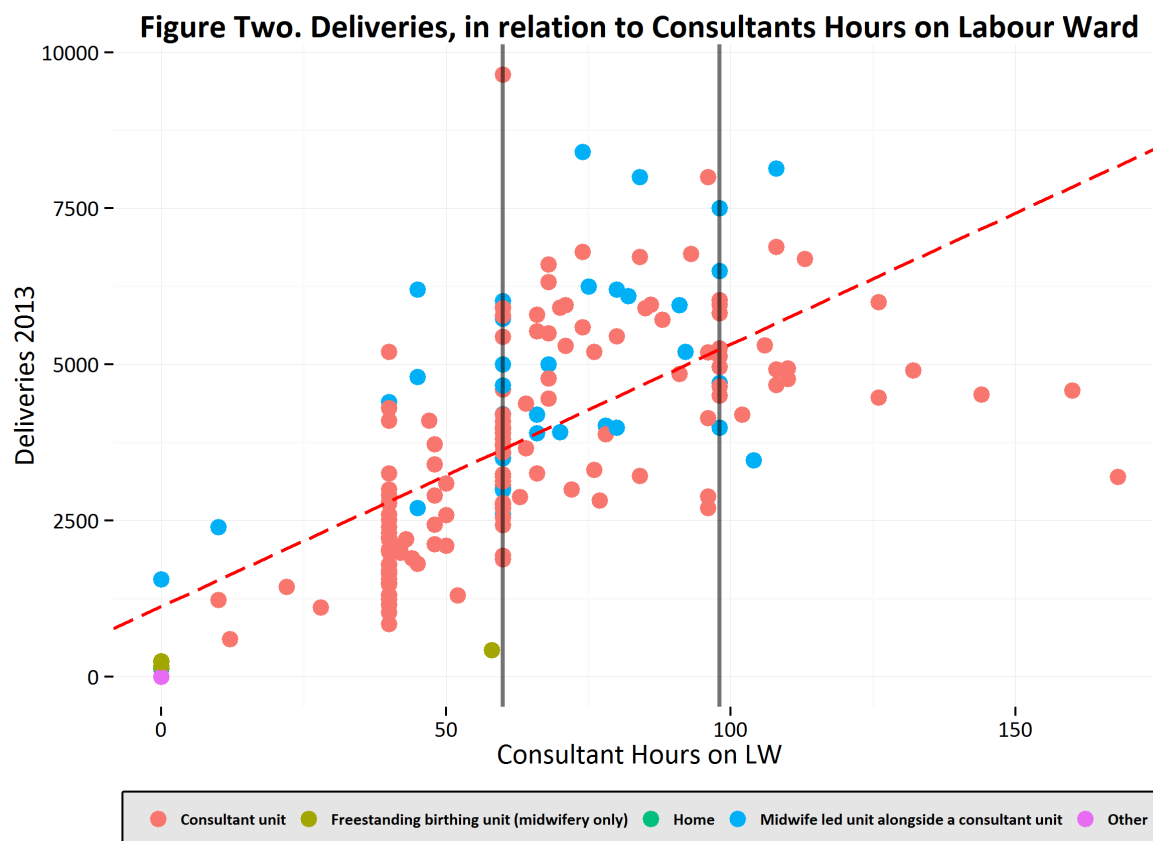


Figure One shows that there is a strong relationship between the number of consultants in a unit and the number of deliveries (adjusted $R^2=0.67$).

In the 2012 census, the relevant R^2 score was 0.69.

2. Deliveries/Consultant hours on Labour Ward

The following graphic (Figure Two) shows the relationship between the number of deliveries at a hospital and the number of consultant hours on Labour Ward, as derived from the census returns submitted. The type of unit is noted by the relevant colour.



The graphic shows that the relationship between these two variables is not as strong as that shown in Figure One (comparing deliveries to consultants in post). This relationship is more moderate (adjusted $R^2=0.41$).

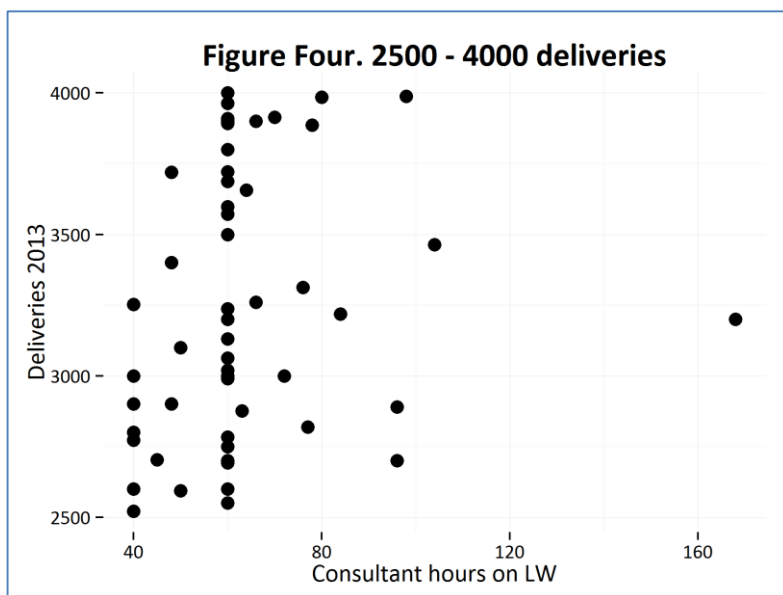
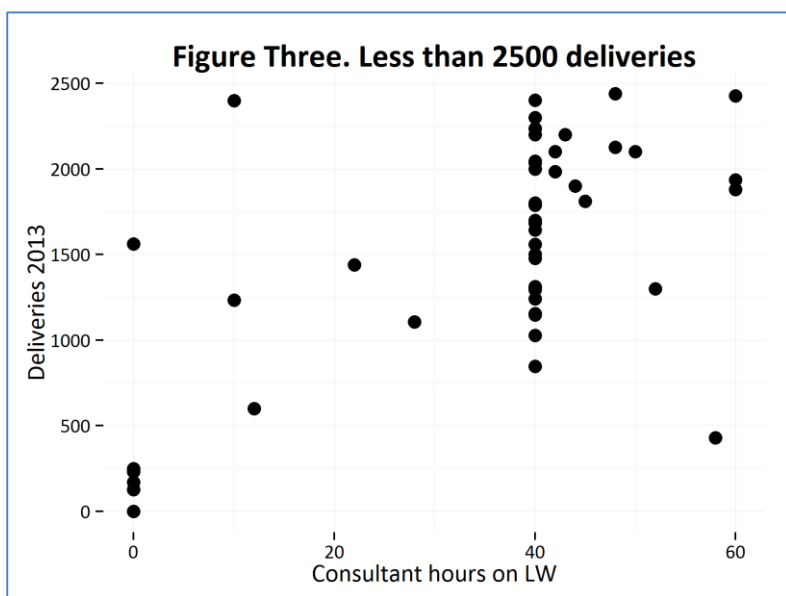
Vertical lines show the 60 and 98 hour points.

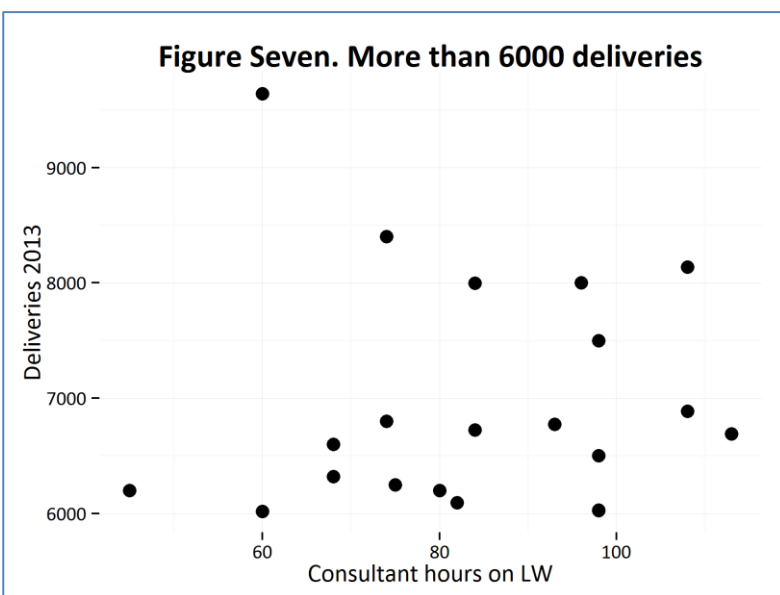
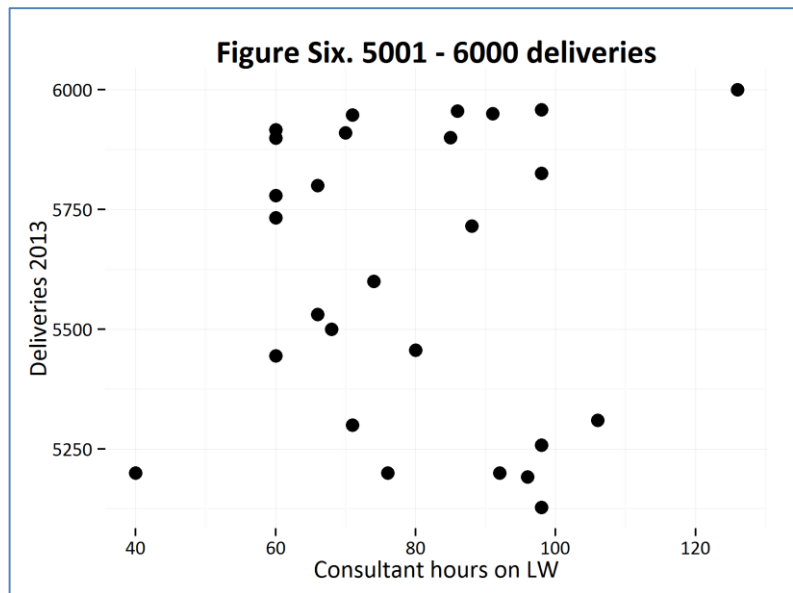
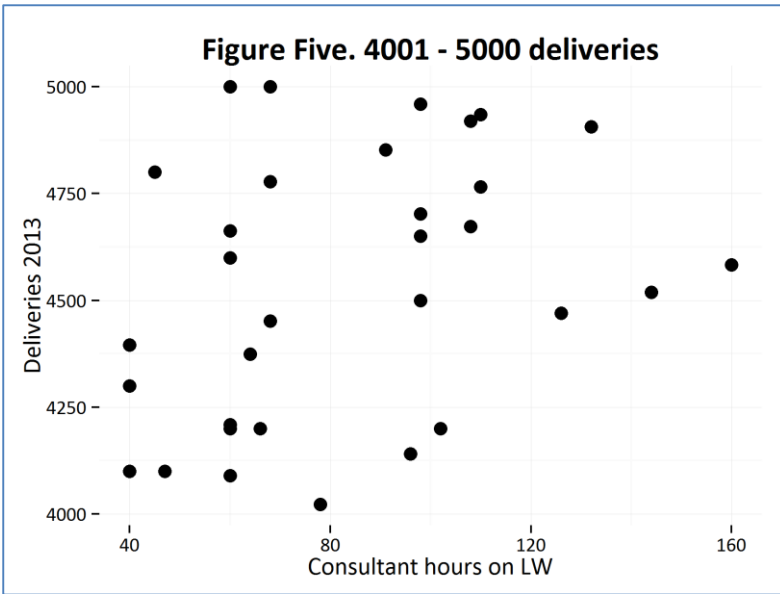
There is a further comparison of note to be made – in the 2012 census, there were four units that reported a consultant presence of more than 100 hours. In the 2013 census, that figure has quadrupled, to sixteen units noting a presence of more than 100 hours.

2a. Deliveries/Consultant hours on Labour Ward

The following graphic (Figures Three, Four, Five, Six and Seven) shows the results for the deliveries/consultant hours on Labour Ward when divided into five groups – those with less than 2500 deliveries (49 units), those with between 2500 and 4000 deliveries (63 units), those with between 4001 and 5000 deliveries (35 units), those with between 5001 and 6000 deliveries (29 units) and those with 6001 deliveries or more (21 units) (these groupings are in line with those in ‘Safer Childbirth: Minimum standards for the Organisation and Delivery of Care in Labour (Table 8, page 34) – available online at <https://www.rcog.org.uk/en/guidelines-research-services/guidelines/safer-childbirth-minimum-standards-for-the-organisation-and-delivery-of-care-in-labour/>).

Because of the (relatively) small numbers in each group, the relevant adjusted R² scores have not been provided – the graphic here is purely to give an idea of how any individual hospital may compare with other units with a similar number of deliveries.

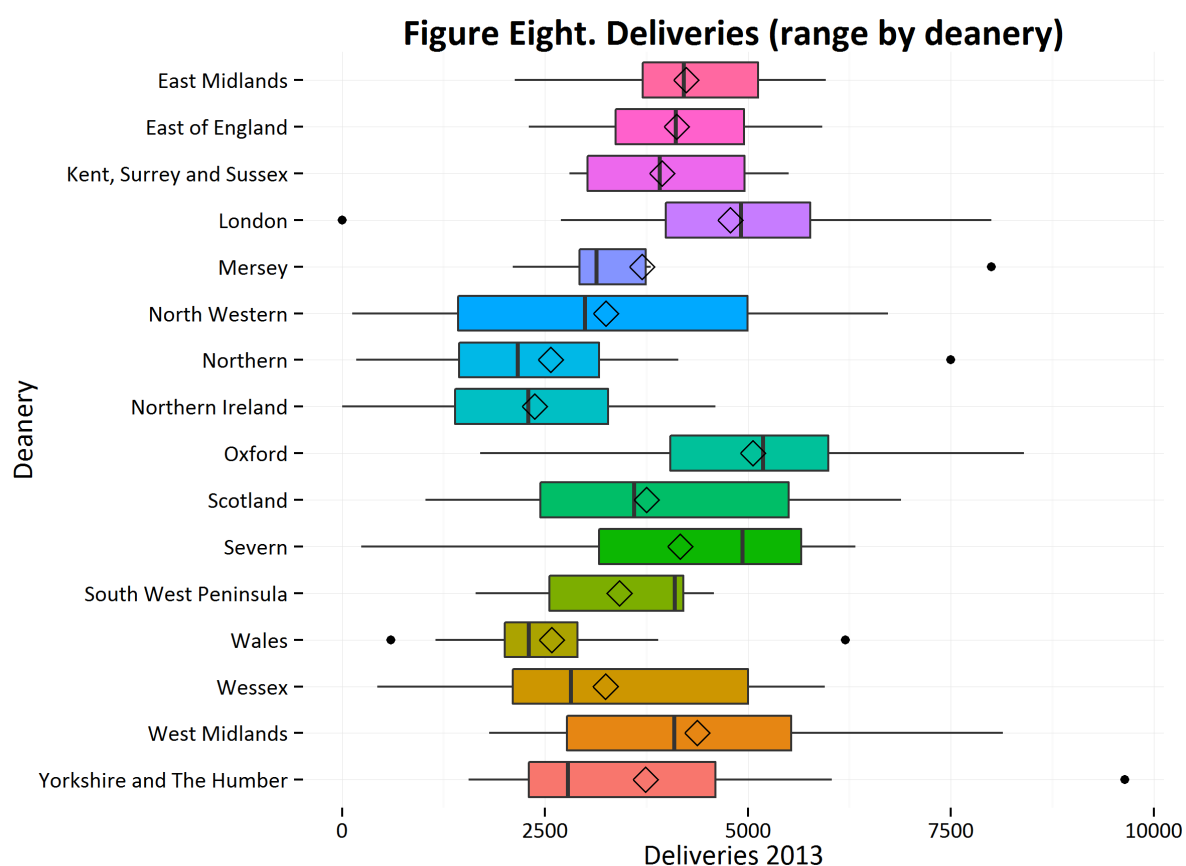




3. Deliveries by deanery/country

The following graphic (Figure Eight) shows the range of deliveries in hospitals per deanery, compared across deaneries.

For more detailed information on each hospital, please see the relevant deanery information in the following section. To see how this compares to the previous census, please refer to the report and graphics available at <http://www.rcog.org.uk/our-profession/good-practice/medical-workforce-census>.

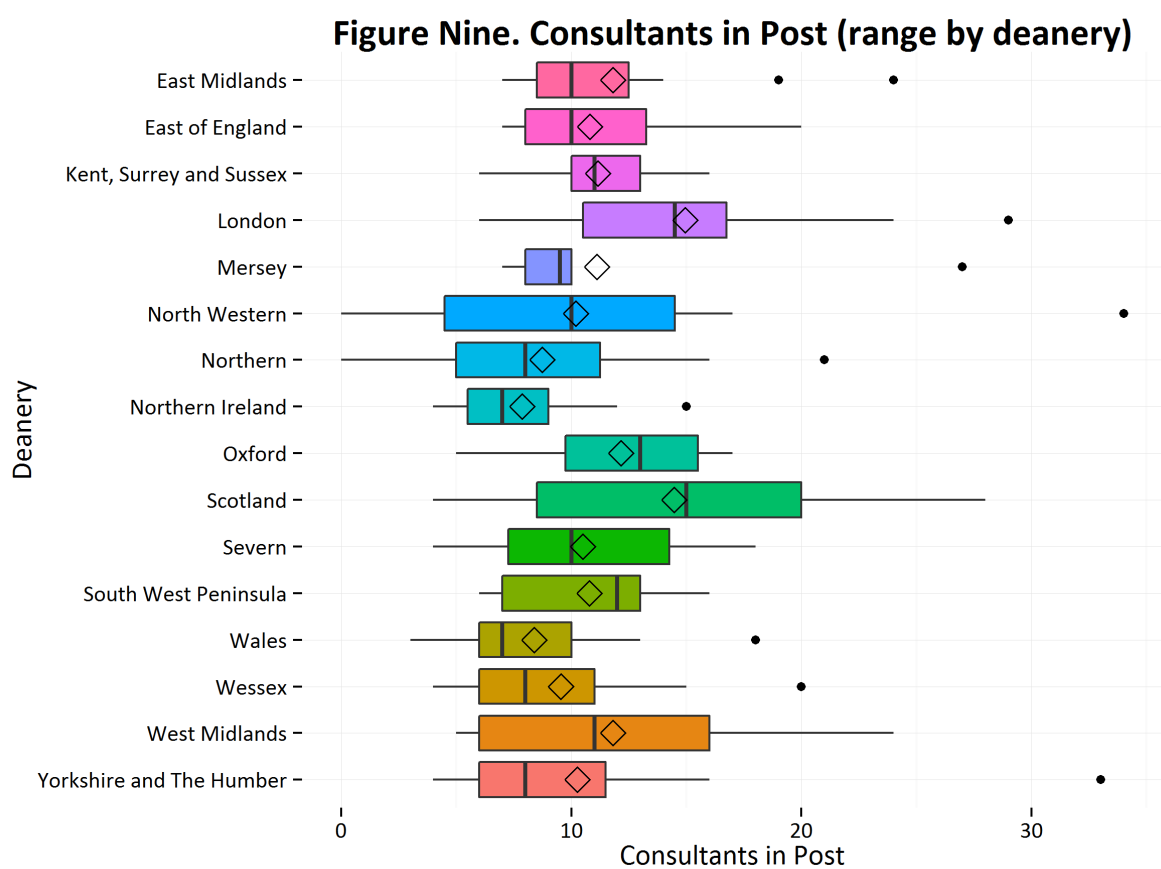


Interpretation of the graphic – the thick horizontal line represents the median (the middle of the dataset; 50% of the data falls below this point, 50% falls above it). The lower (left hand side) line of the box represents the lower quartile, and the upper (right hand side) represents the upper quartile (50% of the data falls between these two points). The ‘poles’ outside the box represent those outside this 50% range, and the small circles represent outliers. The diamond represents the mean for the deanery.

4. Consultants in post by deanery/country

The following graphic (Figure Nine) shows the number of consultants in post per deanery, compared across deaneries.

For more detailed information on each hospital, please see the relevant deanery information in the following section. To see how this compares to the previous census, please refer to the report and graphics available at <http://www.rcog.org.uk/our-profession/good-practice/medical-workforce-census>.



Interpretation of the graphic – the thick horizontal line represents the median (the middle of the dataset; 50% of the data falls below this point, 50% falls above it). The lower (left hand side) line of the box represents the lower quartile, and the upper (right hand side) represents the upper quartile (50% of the data falls between these two points). The ‘poles’ outside the box represent those outside this 50% range, and the small circles represent outliers. The diamond represents the mean for the deanery.

Information for each deanery/country

Individual unit information

The following pages contain the information for each hospital, organised by deanery/country. The following data are available for each hospital (if they were provided by the College Tutor):

- Site definition
- **Total deliveries in 2013**
- **Number of consultants in post**
- **Number of consultants involved in obstetrics on-call**
- Is there a Junior Grade rota?
- Is there a Middle Grade rota?
- Is there a Senior Middle Grade rota?
- **Hours per week consultants are physically present on the labour ward**

Please note that for the four categories noted in bold above (*total deliveries in 2013, number of consultants in post, number of consultants involved in obstetrics on-call and hours per week consultants are physically present on the labour ward*), a green highlight indicates that the hospital is in the upper 10% nationally for the category, and an orange highlight indicates that the hospital is in the lower 10% nationally for the category. This should not necessarily be seen as 'good' or 'bad', as obviously there are other issues outside the scope of the census (population served, geographical issues, etc.) that would need to be taken into consideration.

East Midlands - Results

Trust - Hospital	Site Definition	Total Deliveries in 2013	Number of consultants in post	Number of consultants involved in obstetrics on-call	Is there a Junior Grade rota?	Is there a Middle Grade rota?	Is there a Senior Middle Grade rota?	HPW cons. are physically present on the LW
Chesterfield Royal Hospital NHS Foundation Trust - Chesterfield Royal Hospital	Consultant unit with co-located midwife led unit	2703	8	8	Yes	Yes	No	45
Derby Hospitals NHS Foundation Trust - Royal Derby Hospital	Consultant unit	5956	19	11	Yes	Yes	Yes	86
Kettering General Hospital NHS Foundation Trust - Kettering General Hospital	Consultant unit	3900	7	7	Yes	Yes	No	60
Northampton General Hospital NHS Trust - Northampton General Hospital	Consultant unit with co-located midwife led unit	4800	11	9	Yes	Yes	No	45
Nottingham University Hospitals NHS Trust - Nottingham City Hospital	Consultant unit	5445	14	11	Yes	Yes	Yes	60
Nottingham University Hospitals NHS Trust - Queen's Medical Centre	Consultant unit with co-located midwife led unit	4395	11	12	Yes	Yes	Yes	40
Sherwood Forest Hospitals NHS Foundation Trust - King's Mill Hospital	Consultant unit	3500	10	8	Yes	Yes	No	60
United Lincolnshire Hospitals NHS Trust - Lincoln County Hospital	Consultant unit	3900	10	9	Yes	Yes	No	60
United Lincolnshire Hospitals NHS Trust - Pilgrim Hospital	Consultant unit	2127	7	7	Yes	Yes	No	48
University Hospitals of Leicester NHS Trust - Leicester General Hospital	Consultant unit with co-located midwife led unit	4209	9	7	Yes	Yes	No	60
University Hospitals of Leicester NHS Trust - Leicester Royal Infirmary	Consultant unit with co-located midwife led unit	5733	24	13	Yes	No	Yes	60

Hospital in upper 10% nationally for this category

Hospital in lower 10% nationally for this category

(please note that this is only relevant for the 'Total Deliveries in 2013', 'Number of consultants in post', 'Number of consultants involved in obstetrics-on call' and 'HPW cons. are physically present on the LW' categories)

East of England - Results

Trust - Hospital	Site Definition	Total Deliveries in 2013	Number of consultants in post	Number of consultants involved in obstetrics on-call	Is there a Junior Grade rota?	Is there a Middle Grade rota?	Is there a Senior Middle Grade rota?	HPW cons. are physically present on the LW
Basildon and Thurrock University Hospitals NHS Foundation Trust - Basildon University Hospital	Consultant unit	4600	10	10	Yes	Yes	No	60
Bedford Hospital NHS Trust - Bedford Hospital	Consultant unit with co-located midwife led unit	3571	7	7	Yes	Yes	No	60
Cambridge University Hospitals NHS Foundation Trust - The Rosie Hospital	Consultant unit	5779	20	10	Yes	Yes	Yes	60
Colchester Hospital University NHS Foundation Trust - Colchester General Hospital	Consultant unit with co-located midwife led unit	4022	10	9	Yes	Yes	No	78
East and North Hertfordshire NHS Trust - Lister Hospital	Consultant unit	5258	15	14	Yes	Yes	Yes	98
Hinchingbrooke Health Care NHS Trust - Hinchingbrooke Hospital	Consultant unit	2750	7	7	Yes	Yes	No	60
James Paget University Hospitals NHS Foundation Trust - James Paget University Hospital	Consultant unit	2300	8	8	Yes	Yes	No	40
Mid Essex Hospital Services NHS Trust - Broomfield Hospital	Consultant unit with co-located midwife led unit	4200	8	8	Yes	Yes	No	66
Norfolk and Norwich University Hospitals NHS Foundation Trust - Norfolk and Norwich University Hospital	Consultant unit	5917	17	12	Yes	Yes	Yes	60
Peterborough and Stamford Hospitals NHS Foundation Trust - Peterborough City Hospital	Consultant unit	4852	14	12	Yes	Yes	No	91
Southend University Hospital NHS Foundation Trust - Southend University Hospital	Consultant unit	3688	11	9	Yes	Yes	No	60
The Ipswich Hospital NHS Trust - Ipswich Hospital	Consultant unit with co-located midwife led unit	3900	8	8	Yes	Yes	No	66
The Princess Alexandra Hospital NHS Trust - Princess Alexandra Hospital	Consultant unit	4300	10	8	Yes	Yes	No	40
The Queen Elizabeth Hospital King's Lynn NHS Foundation Trust - The Queen Elizabeth Hospital	Consultant unit	2438	7	7	Yes	Yes	No	48
West Hertfordshire Hospitals NHS Trust - Watford General Hospital	Consultant unit	5800	13	12	Yes	Yes	No	66
West Suffolk NHS Foundation Trust - West Suffolk Hospital	Consultant unit with co-located midwife led unit	2600	8	8	Yes	Yes	No	60

Hospital in upper 10% nationally for this category

Hospital in lower 10% nationally for this category

(please note that this is only relevant for the 'Total Deliveries in 2013', 'Number of consultants in post', 'Number of consultants involved in obstetrics-on call' and 'HPW cons. are physically present on the LW' categories)

Kent, Surrey and Sussex - Results

Trust - Hospital	Site Definition	Total Deliveries in 2013	Number of consultants in post	Number of consultants involved in obstetrics on-call	Is there a Junior Grade rota?	Is there a Middle Grade rota?	Is there a Senior Middle Grade rota?	HPW cons. are physically present on the LW
Ashford and St. Peter's Hospitals NHS Trust - Ashford/St. Peter's Hospitals	Consultant unit	3964	11	8	Yes	Yes	Yes	60
Brighton and Sussex University Hospitals NHS Trust - Princess Royal Hospital	Consultant unit	2800	6	6	Yes	Yes	Yes	40
Brighton and Sussex University Hospitals NHS Trust - Royal Sussex County Hospital	Consultant unit	3219	13	10	Yes	Yes	No	84
Dartford and Gravesham NHS Trust - Darent Valley Hospital	Consultant unit with co-located midwife led unit	5200	11	10	Yes	Yes	No	92
East Kent Hospitals University NHS Foundation Trust - Queen Elizabeth The Queen Mother Hospital	Consultant unit	3020	10	8	Yes	Yes	No	60
East Kent Hospitals University NHS Foundation Trust - William Harvey Hospital	Consultant unit with co-located midwife led unit	3915	10	9	Yes	Yes	No	70
Frimley Park Hospital NHS Foundation Trust - Frimley Park Hospital	Consultant unit	5192	14	14	Yes	Yes	Yes	96
Maidstone and Tunbridge Wells NHS Trust - Tunbridge Wells Hospital	Consultant unit	5500	16	16	Yes	Yes	Yes	68
Medway NHS Foundation Trust - Medway Maritime Hospital	Consultant unit	4960	12	12	Yes	Yes	Yes	98
Surrey and Sussex Healthcare NHS Trust - East Surrey Hospital	Consultant unit	4500	13	13	Yes	Yes	No	98
The Royal Surrey County Hospital NHS Foundation Trust - The Royal Surrey County Hospital	Consultant unit	3237	12	10	Yes	Yes	No	60
Western Sussex Hospitals NHS Trust - St Richard's Hospital	Consultant unit	2890	9	9	Yes	Yes	No	96
Western Sussex Hospitals NHS Trust - Worthing Hospital	Consultant unit	2876	8	8	Yes	Yes	No	63

Hospital in upper 10% nationally for this category

Hospital in lower 10% nationally for this category

(please note that this is only relevant for the 'Total Deliveries in 2013', 'Number of consultants in post', 'Number of consultants involved in obstetrics-on call' and 'HPW cons. are physically present on the LW' categories)

London - Results (page one of two)

Trust - Hospital	Site Definition	Total Deliveries in 2013	Number of consultants in post	Number of consultants involved in obstetrics on-call	Is there a Junior Grade rota?	Is there a Middle Grade rota?	Is there a Senior Middle Grade rota?	HPW cons. are physically present on the LW
Barking, Havering and Redbridge University Hospitals NHS Trust - Queen's/King George Hospitals	Consultant unit	8000	22	12	Yes	Yes	Yes	96
Barnet and Chase Farm Hospitals NHS Trust - Barnet/Chase Farm Hospitals	Consultant unit	5959	16	4	Yes	Yes	Yes	98
Barts Health NHS Trust - Newham University Hospital	Consultant unit	6800	14	12	Yes	Yes	Yes	74
Barts Health NHS Trust - St Bartholomew's Hospital	Other	0	6	0	Yes	No	Yes	0
Barts Health NHS Trust - The Royal London Hospital	Consultant unit	5300	10	10	Yes	Yes	Yes	71
Barts Health NHS Trust - Whipps Cross University Hospital	Consultant unit	5600	12	12	Yes	Yes	Yes	74
Chelsea and Westminster Hospital NHS Foundation Trust - Chelsea and Westminster Hospital	Consultant unit	4766	22	17	Yes	Yes	Yes	110
Croydon Health Services NHS Trust - Croydon University Hospital	Consultant unit with co-located midwife led unit	4703	12	12	Yes	Yes	No	98
Ealing Hospital NHS Trust - Ealing Hospital	Consultant unit	2696	9	9	Yes	Yes	No	60
Epsom and St Helier University Hospitals NHS Trust - Epsom/St Helier Hospitals	Consultant unit with co-located midwife led unit	3500	8	8	Yes	Yes	No	60
Guy's and St Thomas' NHS Foundation Trust - Guy's/St Thomas' Hospitals	Consultant unit	6600	22	15	Yes	Yes	Yes	68
Homerton University Hospital NHS Foundation Trust - Homerton Hospital	Consultant unit with co-located midwife led unit	6200	14	11	Yes	Yes	No	80
Imperial College Healthcare NHS Trust - Queen Charlotte's and Chelsea Hospital	Consultant unit	5128	21	12	Yes	Yes	Yes	98
Imperial College Healthcare NHS Trust - St Mary's Hospital	Consultant unit	3900	15	13	Yes	Yes	Yes	60

Hospital in upper 10% nationally for this category

Hospital in lower 10% nationally for this category

(please note that this is only relevant for the 'Total Deliveries in 2013', 'Number of consultants in post', 'Number of consultants involved in obstetrics-on call' and 'HPW cons. are physically present on the LW' categories)

London - Results (page two of two)

Trust - Hospital	Site Definition	Total Deliveries in 2013	Number of consultants in post	Number of consultants involved in obstetrics on-call	Is there a Junior Grade rota?	Is there a Middle Grade rota?	Is there a Senior Middle Grade rota?	HPW cons. are physically present on the LW
King's College Hospital NHS Foundation Trust - King's College Hospital	Consultant unit with co-located midwife led unit	5000	9	9	Yes	Yes	Yes	68
Kingston Hospital NHS Foundation Trust - Kingston Hospital	Consultant unit	5826	13	12	Yes	Yes	Yes	98
Lewisham Healthcare NHS Trust - University Hospital Lewisham	Consultant unit	3887	10	10	Yes	Yes	Yes	78
North Middlesex University Hospital NHS Trust - North Middlesex University Hospital	Consultant unit with co-located midwife led unit	3988	15	15	Yes	Yes	Yes	98
Royal Free London NHS Foundation Trust - Royal Free Hospital	Consultant unit	3000	15	10	Yes	Yes	Yes	72
South London Healthcare NHS Trust - Queen Elizabeth Hospital, Woolwich	Consultant unit	4452	10	9	Yes	Yes	Yes	68
St George's Healthcare NHS Trust - St George's Hospital	Consultant unit	4935	24	16	No	Yes	Yes	110
The Hillingdon Hospitals NHS Foundation Trust - Hillingdon Hospital	Consultant unit	4200	12	10	Yes	Yes	No	102
The North West London Hospitals NHS Trust - Northwick Park Hospital	Consultant unit	4920	17	13	Yes	Yes	Yes	108
University College London Hospitals NHS Foundation Trust - UCH (Elizabeth Garrett Anderson Wing)	Consultant unit with co-located midwife led unit	6095	29	10	Yes	Yes	Yes	82
West Middlesex University Hospital NHS Trust - West Middlesex University Hospital	Consultant unit	4907	16	16	Yes	Yes	Yes	132
Whittington Health NHS Trust - Whittington Hospital	Consultant unit with co-located midwife led unit	3985	16	12	Yes	Yes	Yes	80

Hospital in upper 10% nationally for this category

Hospital in lower 10% nationally for this category

(please note that this is only relevant for the 'Total Deliveries in 2013', 'Number of consultants in post', 'Number of consultants involved in obstetrics-on call' and 'HPW cons. are physically present on the LW' categories)

Mersey - Results

Trust - Hospital	Site Definition	Total Deliveries in 2013	Number of consultants in post	Number of consultants involved in obstetrics on-call	Is there a Junior Grade rota?	Is there a Middle Grade rota?	Is there a Senior Middle Grade rota?	HPW cons. are physically present on the LW
Countess of Chester Hospital NHS Foundation Trust - Countess of Chester Hospital	Consultant unit	3062	10	9	Yes	Yes	No	60
East Cheshire NHS Trust - Macclesfield District General Hospital	Consultant unit	2100	7	7	Yes	Yes	No	42
Liverpool Women's NHS Foundation Trust - Liverpool Women's	Consultant unit with co-located midwife led unit	7999	27	14	Yes	Yes	Yes	84
Mid Cheshire Hospitals NHS Foundation Trust - Leighton Hospital	Consultant unit with co-located midwife led unit	2692	9	8	Yes	Yes	No	60
Southport and Ormskirk Hospital NHS Trust - Ormskirk/Southport and Formby Hospitals	Consultant unit	3000	8	7	Yes	Yes	No	60
St Helens and Knowsley Teaching Hospitals NHS Trust - Whiston Hospital	Consultant unit	3721	8	8	Yes	Yes	No	60
Warrington and Halton Hospitals NHS Foundation Trust - Warrington Hospital	Consultant unit	3200	10	8	Yes	Yes	No	60
Wirral University Teaching Hospital NHS Foundation Trust - Arroe Park Hospital	Consultant unit	3800	10	9	Yes	Yes	No	60

Hospital in upper 10% nationally for this category

Hospital in lower 10% nationally for this category

(please note that this is only relevant for the 'Total Deliveries in 2013', 'Number of consultants in post', 'Number of consultants involved in obstetrics-on call' and 'HPW cons. are physically present on the LW' categories)

North Western - Results

Trust - Hospital	Site Definition	Total Deliveries in 2013	Number of consultants in post	Number of consultants involved in obstetrics on-call	Is there a Junior Grade rota?	Is there a Middle Grade rota?	Is there a Senior Middle Grade rota?	HPW cons. are physically present on the LW
Blackpool Teaching Hospitals NHS Foundation Trust - Blackpool Victoria Hospital	Consultant unit with co-located midwife led unit	2990	7	7	Yes	Yes	No	60
Bolton NHS Foundation Trust - Royal Bolton Hospital	Consultant unit	6024	14	14	Yes	Yes	Yes	98
Central Manchester University Hospitals NHS Foundation Trust - Saint Mary's Hospital	Consultant unit	6691	34	15	Yes	Yes	Yes	113
Central Manchester University Hospitals NHS Foundation Trust - Saint Mary's Hospital	Consultant unit with co-located midwife led unit	1561	0	0	Yes	Yes	Yes	0
Central Manchester University Hospitals NHS Foundation Trust - Saint Mary's Hospital	Home	126	0	0	Yes	Yes	Yes	0
Central Manchester University Hospitals NHS Foundation Trust - Saint Mary's Hospital (at Salford Royal)	Freestanding birthing unit (midwifery only)	250	0	0	Yes	Yes	Yes	0
East Lancashire Hospitals NHS Trust - Lancashire Women and Newborn Centre	Consultant unit	6724	15	12	Yes	Yes	Yes	84
Isle of Man DH - Noble's Hospital (Isle of Man)	Consultant unit	846	4	4	Yes	No	No	40
Tameside Hospital NHS Foundation Trust - Tameside General Hospital	Consultant unit	2600	10	6	Yes	Yes	No	40
The Pennine Acute Hospitals NHS Trust - North Manchester General Hospital	Consultant unit	4673	14	14	Yes	Yes	Yes	108
The Pennine Acute Hospitals NHS Trust - The Royal Oldham Hospital	Consultant unit	5310	17	16	Yes	Yes	Yes	106
Uni. Hospitals of Morecambe Bay NHS Foundation Trust - Furness General Hospital	Consultant unit	1300	5	5	Yes	Yes	No	52
Uni. Hospitals of Morecambe Bay NHS Foundation Trust - Royal Lancaster Infirmary	Consultant unit	2044	8	2	Yes	Yes	No	40
University Hospital of South Manchester NHS Foundation Trust - UHSM	Consultant unit	4519	15	13	Yes	Yes	Yes	144
Wrightington, Wigan and Leigh NHS Foundation Trust - Royal Albert Edward Infirmary	Consultant unit	3100	10	10	Yes	Yes	No	50

Hospital in upper 10% nationally for this category

Hospital in lower 10% nationally for this category

(please note that this is only relevant for the 'Total Deliveries in 2013', 'Number of consultants in post', 'Number of consultants involved in obstetrics-on call' and 'HPW cons. are physically present on the LW' categories)

Northern - Results

Trust - Hospital	Site Definition	Total Deliveries in 2013	Number of consultants in post	Number of consultants involved in obstetrics on-call	Is there a Junior Grade rota?	Is there a Middle Grade rota?	Is there a Senior Middle Grade rota?	HPW cons. are physically present on the LW
City Hospitals Sunderland NHS Foundation Trust - Sunderland Royal Hospital	Consultant unit	3260	11	10	Yes	Yes	No	66
County Durham & Darlington NHS Foundation Trust - Darlington Memorial/Bishop Auckland General Hospitals	Consultant unit	2700	10	10	Yes	Yes	Yes	96
Gateshead Health NHS Foundation Trust - Queen Elizabeth Hospital	Consultant unit	1900	7	5	Yes	Yes	No	44
North Cumbria University Hospitals NHS Trust - Cumberland Infirmary	Consultant unit	1684	5	5	Yes	Yes	No	40
North Cumbria University Hospitals NHS Trust - West Cumberland Hospital	Consultant unit	1313	5	5	Yes	Yes	No	40
North Tees and Hartlepool NHS Foundation Trust - Midwifery Unit	Freestanding birthing unit (midwifery only)	171	0	0	No	No	No	0
North Tees and Hartlepool NHS Foundation Trust - The University Hospitals of North Tees and of Hartlepool	Consultant unit	3130	12	11	Yes	Yes	No	60
Northumbria Healthcare NHS Foundation Trust - Hexham/North Tyneside/Wansbeck General Hospitals	Consultant unit	2426	9	9	Yes	Yes	No	60
South Tees Hospitals NHS Foundation Trust - Friarage Hospital	Consultant unit	1156	4	4	Yes	Yes	No	40
South Tees Hospitals NHS Foundation Trust - The James Cook University Hospital	Consultant unit	4140	16	8	Yes	Yes	No	96
South Tyneside NHS Foundation Trust - South Tyneside District Hospital	Consultant unit	1479	5	5	Yes	Yes	No	40
The Newcastle upon Tyne Hospitals NHS Foundation Trust - Royal Victoria Infirmary	Consultant unit with co-located midwife led unit	7500	21	12	Yes	Yes	Yes	98

Hospital in upper 10% nationally for this category

Hospital in lower 10% nationally for this category

(please note that this is only relevant for the 'Total Deliveries in 2013', 'Number of consultants in post', 'Number of consultants involved in obstetrics-on call' and 'HPW cons. are physically present on the LW' categories)

Northern Ireland - Results

Trust - Hospital	Site Definition	Total Deliveries in 2013	Number of consultants in post	Number of consultants involved in obstetrics on-call	Is there a Junior Grade rota?	Is there a Middle Grade rota?	Is there a Senior Middle Grade rota?	HPW cons. are physically present on the LW
Belfast Health and Social Care Trust - Belfast City Hospital	Other	0	15	0	Yes	No	No	0
Northern Health and Social Care Trust - Antrim Area Hospital	Consultant unit	3000	8	8	Yes	No	Yes	40
Northern Health and Social Care Trust - Causeway Hospital	Consultant unit	1440	4	4	Yes	Yes	No	22
South Eastern Health and Social Care Trust - Ulster Hospital	Consultant unit	4600	12	12	Yes	Yes	No	60
Southern Health and Social Care Trust - Craigavon Area Hospital	Consultant unit	4100	7	7	Yes	No	Yes	40
Southern Health and Social Care Trust - Daisy Hill Hospital	Consultant unit	1788	6	6	Yes	Yes	No	40
Western Health and Social Care Trust - Altnagelvin Area Hospital	Consultant unit	2800	7	7	Yes	Yes	No	40
Western Health and Social Care Trust - South West Acute Hospital	Consultant unit	1240	4	4	Yes	Yes	No	40

Hospital in upper 10% nationally for this category

Hospital in lower 10% nationally for this category

(please note that this is only relevant for the 'Total Deliveries in 2013', 'Number of consultants in post', 'Number of consultants involved in obstetrics-on call' and 'HPW cons. are physically present on the LW' categories)

Oxford - Results

Trust - Hospital	Site Definition	Total Deliveries in 2013	Number of consultants in post	Number of consultants involved in obstetrics on-call	Is there a Junior Grade rota?	Is there a Middle Grade rota?	Is there a Senior Middle Grade rota?	HPW cons. are physically present on the LW
Buckinghamshire Healthcare NHS Trust - Stoke Mandeville/Wycombe Hospitals	Consultant unit	5900	14	14	Yes	Yes	Yes	85
Heatherwood and Wexham Park Hospitals NHS Foundation Trust - Wexham Park Hospital	Consultant unit	4470	16	14	Yes	Yes	No	126
Milton Keynes Hospital NHS Foundation Trust - Milton Keynes Hospital	Other	3900	9	9	Yes	Yes	No	60
Oxford University Hospitals NHS Trust - Horton General Hospital	Consultant unit	1700	5	5	No	No	Yes	40
Oxford University Hospitals NHS Trust - John Radcliffe Hospital	Consultant unit with co-located midwife led unit	8400	17	10	Yes	Yes	Yes	74
Royal Berkshire NHS Foundation Trust - Royal Berkshire Hospital	Consultant unit with co-located midwife led unit	6018	12	7	Yes	Yes	Yes	60

Hospital in upper 10% nationally for this category

Hospital in lower 10% nationally for this category

(please note that this is only relevant for the 'Total Deliveries in 2013', 'Number of consultants in post', 'Number of consultants involved in obstetrics-on call' and 'HPW cons. are physically present on the LW' categories)

Scotland - Results

Trust - Hospital	Site Definition	Total Deliveries in 2013	Number of consultants in post	Number of consultants involved in obstetrics on-call	Is there a Junior Grade rota?	Is there a Middle Grade rota?	Is there a Senior Middle Grade rota?	HPW cons. are physically present on the LW
NHS Ayrshire & Arran - University Hospital Crosshouse	Consultant unit	3598	15	15	Yes	Yes	No	60
NHS Borders - Borders General Hospital	Consultant unit	1107	6	6	Yes	Yes	No	28
NHS Dumfries & Galloway - Dumfries and Galloway Royal Infirmary	Consultant unit	1233	5	5	Yes	Yes	Yes	10
NHS Fife - Victoria Hospital	Consultant unit with co-located midwife led unit	3464	16	13	Yes	Yes	No	104
NHS Forth Valley - Forth Valley Royal Hospital	Consultant unit	3400	11	11	Yes	Yes	No	48
NHS Grampian - Aberdeen Maternity Hospital	Consultant unit	5500	20	8	Yes	Yes	Yes	68
NHS Grampian - Dr Gray's Hospital	Consultant unit	1027	4	4	Yes	No	No	40
NHS Greater Glasgow and Clyde - Glasgow Royal Infirmary/Princess Royal Maternity	Consultant unit	5899	24	15	Yes	Yes	Yes	60
NHS Greater Glasgow and Clyde - Royal Alexandra/Inverclyde/Vale of Leven District General Hospitals	Consultant unit	3657	14	14	Yes	Yes	Yes	64
NHS Greater Glasgow and Clyde - Southern General Hospital	Consultant unit	5716	20	20	Yes	Yes	No	88
NHS Highland - Raigmore Hospital	Consultant unit	1985	7	7	Yes	Yes	No	42
NHS Lanarkshire - Wishaw General Hospital	Consultant unit	5500	17	16	Yes	Yes	Yes	68
NHS Lothian - Royal Infirmary of Edinburgh	Consultant unit	6887	28	15	Yes	Yes	Yes	108
NHS Lothian - St John's Hospital at Howden	Consultant unit	2900	10	10	Yes	Yes	No	48
NHS Tayside - Ninewells Hospital/Perth Royal Infirmary	Consultant unit	4374	20	19	Yes	Yes	No	64

Hospital in upper 10% nationally for this category (please note that this is only relevant for the 'Total Deliveries in 2013', 'Number of consultants in post', 'Number of consultants involved in obstetrics-on call' and 'HPW cons. are physically present on the LW' categories)

Hospital in lower 10% nationally for this category

Severn - Results

Trust - Hospital	Site Definition	Total Deliveries in 2013	Number of consultants in post	Number of consultants involved in obstetrics on-call	Is there a Junior Grade rota?	Is there a Middle Grade rota?	Is there a Senior Middle Grade rota?	HPW cons. are physically present on the LW
Gloucestershire Hospitals NHS Foundation Trust - Gloucestershire Royal Hospital	Consultant unit with co-located midwife led unit	6250	15	12	No	Yes	No	75
Great Western Hospitals NHS Foundation Trust - Great Western Hospital	Consultant unit with co-located midwife led unit	4663	10	8	Yes	Yes	No	60
North Bristol NHS Trust - Southmead Hospital	Consultant unit	6322	14	9	Yes	Yes	Yes	68
Royal United Hospital Bath NHS Trust - Royal United Hospital	Consultant unit	5200	8	8	Yes	Yes	No	40
Taunton and Somerset NHS Foundation Trust - Musgrove Park Hospital	Consultant unit	3720	10	8	Yes	Yes	No	48
University Hospitals Bristol NHS Foundation Trust - St Michael's Hospital	Consultant unit	5456	18	9	Yes	Yes	Yes	80
Weston Area Health NHS Trust - Weston General Hospital	Freestanding birthing unit (midwifery only)	232	4	0	Yes	No	No	0
Yeovil District Hospital NHS Foundation Trust - Yeovil District Hospital	Consultant unit	1500	5	5	Yes	Yes	No	40

Hospital in upper 10% nationally for this category

Hospital in lower 10% nationally for this category

(please note that this is only relevant for the 'Total Deliveries in 2013', 'Number of consultants in post', 'Number of consultants involved in obstetrics-on call' and 'HPW cons. are physically present on the LW' categories)

South West Peninsula - Results

Trust - Hospital	Site Definition	Total Deliveries in 2013	Number of consultants in post	Number of consultants involved in obstetrics on-call	Is there a Junior Grade rota?	Is there a Middle Grade rota?	Is there a Senior Middle Grade rota?	HPW cons. are physically present on the LW
Northern Devon Healthcare NHS Trust - North Devon District Hospital	Consultant unit	1642	6	6	Yes	Yes	No	40
Plymouth Hospitals NHS Trust - Derriford Hospital	Consultant unit	4583	16	9	Yes	Yes	No	160
Royal Cornwall Hospitals NHS Trust - Royal Cornwall Hospital, Treliske, Truro	Consultant unit	4100	13	8	Yes	Yes	No	47
Royal Devon & Exeter NHS Foundation Trust - Wonford Hospital	Consultant unit	4200	12	8	Yes	Yes	No	60
South Devon Healthcare NHS Foundation Trust - Torbay Hospital	Consultant unit	2550	7	7	Yes	Yes	No	60

Hospital in upper 10% nationally for this category

Hospital in lower 10% nationally for this category

(please note that this is only relevant for the 'Total Deliveries in 2013', 'Number of consultants in post', 'Number of consultants involved in obstetrics-on call' and 'HPW cons. are physically present on the LW' categories)

Wales - Results

Trust - Hospital	Site Definition	Total Deliveries in 2013	Number of consultants in post	Number of consultants involved in obstetrics on-call	Is there a Junior Grade rota?	Is there a Middle Grade rota?	Is there a Senior Middle Grade rota?	HPW cons. are physically present on the LW
Abertawe Bro Morgannwg University Health Board - Princess of Wales Hospital	Consultant unit	2900	8	8	No	Yes	No	40
Abertawe Bro Morgannwg University Health Board - Singleton Hospital	Consultant unit	3253	13	9	Yes	Yes	Yes	40
Aneurin Bevan Health Board - Nevill Hall Hospital	Consultant unit	2300	6	6	Yes	Yes	No	40
Aneurin Bevan Health Board - Royal Gwent Hospital/Ysbyty Ystrad Fawr	Consultant unit	3895	12	12	Yes	Yes	No	60
Betsi Cadwaladr University Health Board - Glan Clwyd Hospital	Consultant unit	2236	6	6	Yes	Yes	No	40
Betsi Cadwaladr University Health Board - Wrexham Maelor Hospital	Consultant unit	2593	10	9	Yes	Yes	No	50
Betsi Cadwaladr University Health Board - Ysbyty Gwynedd	Consultant unit	2035	9	6	No	Yes	No	40
Cardiff and Vale University Health Board - University Hospital Llandough/University Hospital of Wales	Consultant unit with co-located midwife led unit	6200	18	10	Yes	Yes	Yes	45
Cwm Taf Health Board - Prince Charles Hospital	Consultant unit	2000	7	6	Yes	Yes	No	40
Cwm Taf Health Board - Royal Glamorgan Hospital	Consultant unit	2600	6	5	No	Yes	No	40
Hywel Dda Health Board - Bronglais General Hospital	Consultant unit	600	3	3	No	Yes	No	12
Hywel Dda Health Board - Glangwili Hospital	Consultant unit	1800	6	6	Yes	Yes	No	40
Hywel Dda Health Board - Wityhush Hospital	Consultant unit	1148	5	5	Yes	Yes	No	40

Hospital in upper 10% nationally for this category

Hospital in lower 10% nationally for this category

(please note that this is only relevant for the 'Total Deliveries in 2013', 'Number of consultants in post', 'Number of consultants involved in obstetrics-on call' and 'HPW cons. are physically present on the LW' categories)

Wessex - Results

Trust - Hospital	Site Definition	Total Deliveries in 2013	Number of consultants in post	Number of consultants involved in obstetrics on-call	Is there a Junior Grade rota?	Is there a Middle Grade rota?	Is there a Senior Middle Grade rota?	HPW cons. are physically present on the LW
Dorset County Hospital NHS Foundation Trust - Dorset County Hospital	Consultant unit	2100	6	7	Yes	Yes	No	50
Hampshire Hospitals NHS Foundation Trust - Basingstoke and North Hampshire Hospital	Consultant unit	3200	11	10	Yes	No	Yes	168
Hampshire Hospitals NHS Foundation Trust - Royal Hampshire County Hospital	Consultant unit	2819	8	8	Yes	Yes	No	77
NHS Isle of Wight - St Mary's Hospital	Consultant unit	1295	4	4	Yes	Yes	No	40
Poole Hospital NHS Foundation Trust - Poole Hospital	Consultant unit	5000	9	8	Yes	Yes	No	60
Portsmouth Hospitals NHS Trust - Queen Alexandra Hospital	Consultant unit	5948	15	10	Yes	Yes	Yes	71
Salisbury NHS Foundation Trust - Salisbury District Hospital	Consultant unit	2521	7	6	Yes	Yes	No	40
The Royal Bournemouth and Christchurch Hospitals NHS Foundation Trust - Royal Bournemouth Hospital	Freestanding birthing unit (midwifery only)	430	6	5	Yes	Yes	No	58
University Hospital Southampton NHS Foundation Trust - Princess Anne Hospital	Consultant unit	5910	20	10	Yes	Yes	Yes	70

Hospital in upper 10% nationally for this category

Hospital in lower 10% nationally for this category

(please note that this is only relevant for the 'Total Deliveries in 2013', 'Number of consultants in post', 'Number of consultants involved in obstetrics-on call' and 'HPW cons. are physically present on the LW' categories)

West Midlands - Results

Trust - Hospital	Site Definition	Total Deliveries in 2013	Number of consultants in post	Number of consultants involved in obstetrics on-call	Is there a Junior Grade rota?	Is there a Middle Grade rota?	Is there a Senior Middle Grade rota?	HPW cons. are physically present on the LW
Birmingham Women's NHS Foundation Trust - Birmingham Women's Hospital	Consultant unit with co-located midwife led unit	8137	24	22	Yes	Yes	Yes	108
Burton Hospitals NHS Foundation Trust - Queen's Hospital	Consultant unit	3900	9	9	Yes	Yes	No	60
George Eliot Hospital NHS Trust - George Eliot Hospital	Consultant unit	2200	5	5	Yes	Yes	No	43
Heart of England NHS Foundation Trust - Birmingham Heartlands/Solihull Hospitals	Consultant unit	6773	16	15	Yes	Yes	Yes	93
Heart of England NHS Foundation Trust - Good Hope Hospital	Consultant unit	3893	11	8	Yes	No	Yes	60
Mid Staffordshire NHS Foundation Trust - Stafford Hospital	Consultant unit	2400	6	6	Yes	Yes	Yes	40
Sandwell and West Birmingham Hospitals NHS Trust - City/Sandwell General Hospitals	Consultant unit	5531	21	12	Yes	Yes	Yes	66
South Warwickshire NHS Foundation Trust - Warwick Hospital	Consultant unit	2772	6	6	Yes	Yes	No	40
The Dudley Group NHS Foundation Trust - Russells Hall Hospital	Consultant unit	4778	8	8	Yes	Yes	No	68
The Royal Wolverhampton NHS Trust - New Cross Hospital	Consultant unit	4089	13	10	Yes	Yes	No	60
The Shrewsbury and Telford Hospital NHS Trust - Princess Royal/Royal Shrewsbury Hospitals	Consultant unit	5200	13	12	Yes	Yes	No	76
University Hospital of North Staffordshire NHS Trust - City General Hospital	Consultant unit with co-located midwife led unit	6500	16	9	Yes	Yes	Yes	98
University Hospitals Coventry and Warwickshire NHS Trust - University Hospital, Coventry	Consultant unit with co-located midwife led unit	5950	18	12	Yes	Yes	Yes	91
Walsall Healthcare NHS Trust - Walsall Manor Hospital	Consultant unit	4650	11	10	Yes	Yes	No	98
Worcestershire Acute Hospitals NHS Trust - Alexandra Hospital	Consultant unit	1935	5	5	Yes	Yes	No	60
Worcestershire Acute Hospitals NHS Trust - Worcestershire Royal Hospital	Consultant unit	3910	14	9	Yes	Yes	No	60
Wye Valley NHS Trust - The County Hospital	Consultant unit	1810	5	5	No	Yes	No	45

Hospital in upper 10% nationally for this category

Hospital in lower 10% nationally for this category

(please note that this is only relevant for the 'Total Deliveries in 2013', 'Number of consultants in post', 'Number of consultants involved in obstetrics-on call' and 'HPW cons. are physically present on the LW' categories)

Yorkshire and The Humber - Results

Trust - Hospital	Site Definition	Total Deliveries in 2013	Number of consultants in post	Number of consultants involved in obstetrics on-call	Is there a Junior Grade rota?	Is there a Middle Grade rota?	Is there a Senior Middle Grade rota?	HPW cons. are physically present on the LW
Airedale NHS Foundation Trust - Airedale General Hospital	Consultant unit with co-located midwife led unit	2399	6	6	Yes	Yes	No	10
Bradford Teaching Hospitals NHS Foundation Trust - Bradford Royal Infirmary	Consultant unit with co-located midwife led unit	5000	12	9	Yes	Yes	No	60
Calderdale and Huddersfield NHS Foundation Trust - Calderdale Royal Hospital	Consultant unit	6031	14	12	Yes	Yes	No	98
Doncaster and Bassetlaw Hospitals NHS Foundation Trust - Bassetlaw Hospital	Consultant unit	1560	5	5	Yes	Yes	No	40
Doncaster and Bassetlaw Hospitals NHS Foundation Trust - Doncaster Royal Infirmary	Consultant unit	4000	8	8	Yes	Yes	Yes	60
Harrogate and District NHS Foundation Trust - Harrogate District Hospital	Consultant unit	2200	6	6	Yes	Yes	No	40
Hull and East Yorkshire Hospitals NHS Trust - Hull Royal Infirmary/Castle Hill Hospital	Consultant unit	6000	16	13	Yes	Yes	No	126
Northern Lincolnshire and Goole Hospitals NHS Foundation Trust - Diana, Princess of Wales Hospital	Consultant unit	2700	6	6	Yes	Yes	Yes	60
Northern Lincolnshire and Goole Hospitals NHS Foundation Trust - Scunthorpe General Hospital	Consultant unit	1880	6	5	Yes	Yes	No	60
The Leeds Teaching Hospital Trust - Leeds General Infirmary/St James's University/Seacroft Hospitals	Consultant unit	9639	33	15	Yes	Yes	Yes	60
The Mid Yorkshire Hospitals NHS Trust - Dewsbury and District Hospital	Consultant unit	2700	7	7	Yes	Yes	No	60
The Mid Yorkshire Hospitals NHS Trust - Pinderfields/Pontefract Hospitals	Consultant unit	4200	10	9	Yes	Yes	No	60
The Rotherham NHS Foundation Trust - Rotherham Hospital	Consultant unit	2783	10	8	Yes	Yes	No	60
York Teaching Hospital NHS Foundation Trust - Scarborough Hospital	Consultant unit	1700	4	4	Yes	Yes	No	40
York Teaching Hospital NHS Foundation Trust - The York Hospital	Consultant unit	3312	11	11	Yes	Yes	No	76

Hospital in upper 10% nationally for this category

Hospital in lower 10% nationally for this category

(please note that this is only relevant for the 'Total Deliveries in 2013', 'Number of consultants in post', 'Number of consultants involved in obstetrics-on call' and 'HPW cons. are physically present on the LW' categories)



Royal College of
Obstetricians &
Gynaecologists