

Overall Statistics for Scotland as at 14 May 2006

Consultants

Total number of consultant posts (Number of WTEs – 152.7)	187	(2005 – 188)
Number of consultants in post (including locums and part-time consultants)	184	(2005 – 184)
Male	115	(2005 – 113)
Female	69	(2005 – 71)
Number of consultant vacancies	3	(2005 – 4)
Number of posts filled by locums	9	(2005 – 9)
Number of community gynaecologists	2	(2005 – 2)

PART-TIME CONSULTANTS

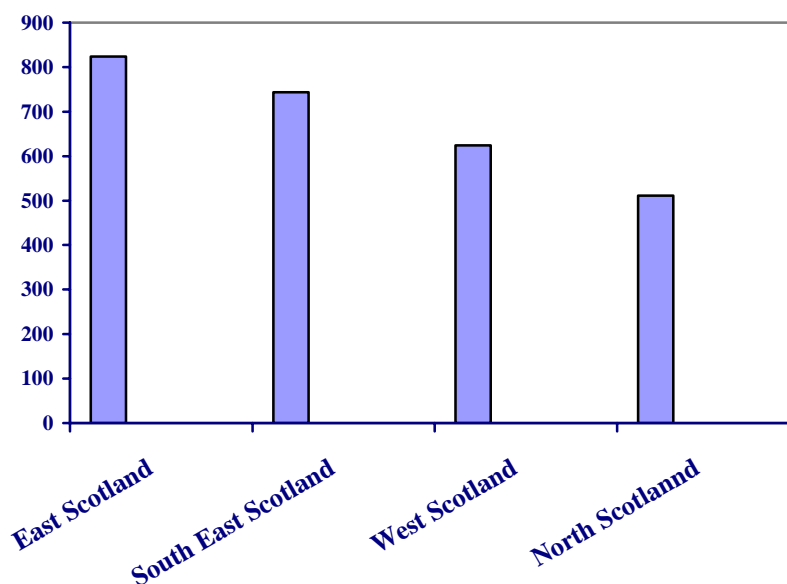
Total number	12	(2005 - 11)
Male	0	(2005 – 0)
Female	12	(2005 – 11)

DEANERY DISTRIBUTION OF CONSULTANTS IN POST

(excluding community gynaecologists)

Deanery	No in Post	No of deliveries per NHS consultant WTE	No of deliveries per consultant obstetrician
East Scotland	14	272	824
North Scotland	33	286	511
South East Scotland	47	542	744
West Scotland	90	313	624

Number of Deliveries per obstetrician WTE



Overall number of deliveries	52,985	(2005 – 53,730)
Average number of deliveries per NHS consultant	347	(2005 – 292)
Average number of deliveries per obstetric WTE	653	(2005 – 352)

SIZE OF HOSPITAL (NO OF CONSULTANT OBSTETRICIANS) WITH NUMBER OF DELIVERIES

Deliveries	No of Units	Number of WTE Consultant Obstetricians											
		1	1.5	2	3	4	4.5	5	6.5	7	7.5	8	9.5
<500	2	1	1										
501 - 1000	2			2									
1001 - 1500	1			1									
1501 - 2001	1				1								
2002 - 2500	0												
2501 - 3000	2						2						
3001 - 3500	3					1		1			1		
3501 - 4000	2						1	1					
4001 - 4500	2						1			1			
4501 - 5000	0												
5001 - 5500	2											1	1
> 5500	1								1				

SUBSPECIALTY/SPECIAL INTERESTS

	Fetal Medicine	Gynaecological Oncology	Reproductive Medicine	Urogynaecology
Consultants practising	28	15	23	9
Subspecialty accredited	6	2	5	1
Subspecialty (not accredited)	2	4	3	0
Special interest	20	9	15	8
Total sessions	100	33	83	20

CONSULTANT RETIREMENTS

(including deaths)

Total number	3	(2005 – 9)
Average age of retirement	64	(2005 – 61)

Specialist Registrars

Total number of specialist registrar posts	94	(2005 – 84)
Number of specialist registrars in post	92	(2005 – 83)
Number of specialist registrar vacancies	1	(2005 – 1)
Number of career specialist registrars	55	(2005 – 56)
Number of visiting specialist registrars	37	(2005 – 27)
Type 1 trainees (VTN)	24	(2005 – 18)
Type 2 trainees (FTTA)	13	(2005 – 9)
Number of flexible specialist registrars	8	(2005 – 9)
Number of career SpRs without a recorded NTN	9	(2005 – 11)

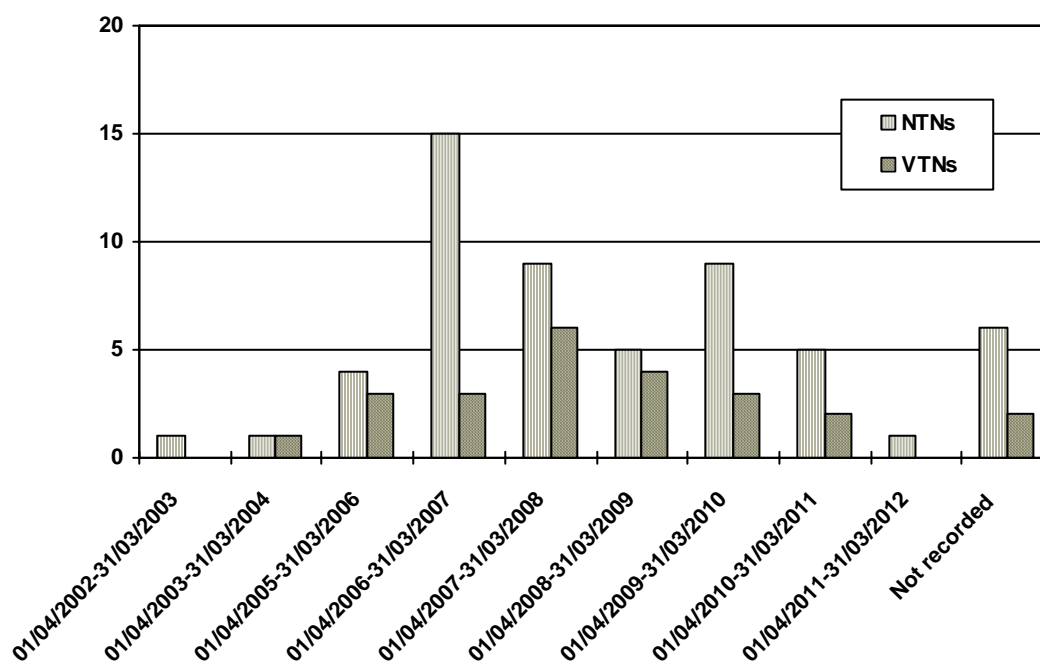
(of whom 0 are engaged in research)

UK trainees (55%)	51	(2005- 54)
Male	18	(2005 – 25)
Female	33	(2005 – 29)
UK trainees intending to take up a UK consultant post	49	(2005 – 39)
EU trainees (4%)	4	(2005 – 2)
Male	2	(2005 – 1)
Female	2	(2005 – 1)
EU trainees intending to take up a UK consultant post	4	(2005 – 2)
Visiting trainees (41%)	37	(2005 – 27)
Male	17	(2005 –13)
Female	20	(2005 – 14)
Visiting trainees intending to take up a UK consultant post	27	(2005 – 14)

HEALTH BOARD DISTRIBUTION OF SPECIALIST REGISTRARS IN POST

Health Board	Total		NHS	Academic/Research
	No	% of National		
East Scotland	11	11.95	9	2
North Scotland	16	17.39	15	1
South East Scotland	30	32.60	28	2
West Scotland	35	38.04	35	0
Totals	92		87	5

SpR CCST DATES



CCST Date	No of SpRs (NTN)	No of SpRs (VTN)	Total
01/04/2002 - 31/03/2003	1		1
01/04/2003 - 31/03/2004	1	1	2
01/04/2005 - 31/03/2006	4	3	7
01/04/2006 – 31/03/2007	15	3	18
01/04/2007 – 31/03/2008	9	6	15
01/04/2008 – 31/03/2009	5	4	9
01/04/2009 – 31/03/2010	9	3	12
01/04/2010 – 31/03/2011	4	2	6
01/04/2011 – 31/03/2012	1		1
Not recorded	6	2	8

SpR Year	No of SpRs (NTN)	No of SpRs (VTN)	Total
Year 1	10	2	14
Year 2	9	6	15
Year 3	10	7	17
Year 4	5	4	9
Year 5	14	4	18
Not recorded	7	1	8

Trainees in LAS and LAT Posts

Total number of O&G specialty trainees in LAS posts 1 (2005 – 1)
 Career 0
 Visiting 1

Total number of O&G specialty trainees in LAT posts 4 (2005 – 6)
 Career 1
 Visiting 3

Senior House Officers

Total number of SHO posts (includes GPVTs) 199 (2005 – 253)
 Number of SHOs in post 199 (2005 – 249)
 Number of SHO vacancies 0 (2005 – 4)

SENIOR HOUSE OFFICERS TRAINING FOR A CAREER IN OBSTETRICS AND GYNAECOLOGY

Number of O&G specialty trainees in post 95 (2005 – 121)
 Number of O&G specialty trainees regularly acting up 31 (2005 – 46)
 Number of career O&G specialty trainees 38 (2005 – 53)
 Number of visiting O&G specialty trainees 58 (2005 – 68)

<u>UK trainees (18%)</u>	35	(2005 – 45)
Male	3	(2005 – 8)
Female	32	(2005 – 37)
UK trainees intending to take up a UK consultant post	33	(2005 – 31)

<u>EU trainees (1%)</u>	3	(2005 – 8)
Male	1	(2005 – 6)
Female	2	(2005 – 2)
EU trainees intending to take up a UK consultant post	2	(2005 – 2)

<u>Visiting trainees (29%)</u>	57	(2005 – 68)
Male	15	(2005 – 28)
Female	42	(2005 – 40)
Visiting trainees intending to take up a UK consultant post	18	(2005 – 26)

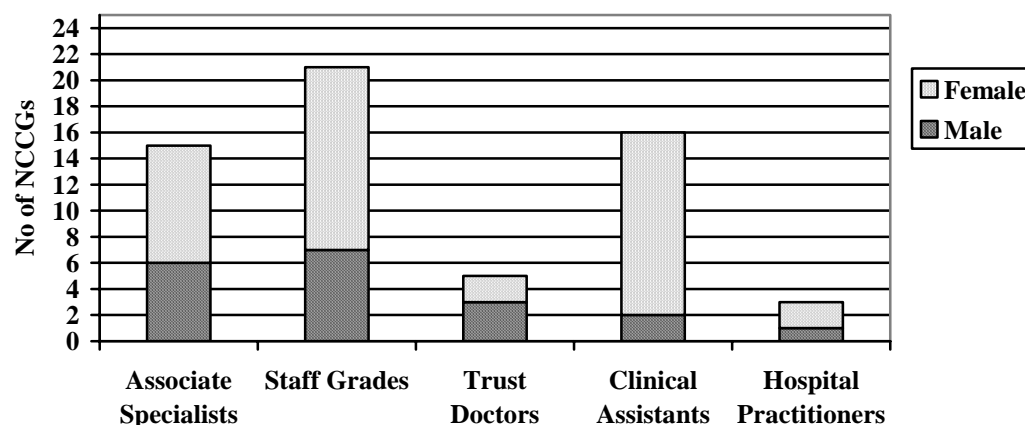
SENIOR HOUSE OFFICERS TRAINING FOR A CAREER IN GENERAL PRACTICE

Total number (52%)	104	(2005 – 128)
Structured	69	(2005 – 77)
Male	25	(2005 – 23)
Female	44	(2005 – 54)
Non-structured	35	(2005 – 51)
Male	12	(2005 – 17)
Female	23	(2005 – 34)

HEALTH BOARD DISTRIBUTION OF SHOs IN POST

Health Board	Total No	Career		Visiting		GPVTs	
		No	%	No	%	No	%
East Scotland	14	0	0.00	6	42.85	8	57.14
North Scotland	29	3	10.34	4	13.79	22	75.87
South East Scotland	46	12	24.48	11	23.91	23	51.62
West Scotland	110	23	20.90	36	35.45	51	43.64
Totals	199	38		57		104	

Other Staff



	Total	Male	Female
Associate Specialists	15	6	9
Staff Grades	25	7	14
Trust Doctors	5	3	2
Clinical Assistants	16	2	14
Hospital Practitioners	3	1	2

DEANERY DISTRIBUTION OF NON CONSULTANT CAREER GRADES COMPARED TO CONSULTANTS

(excluding community gynaecologists)

Health Board	No of Consultants	No of NCCGs	No of NCCG Sessions
East Scotland	14	6	53
North Scotland	33	3	34
South East Scotland	47	10	61
West Scotland	90	26	234