

## Overall Statistics for Scotland as at 14 May 2004

### Consultants

Total number of consultant posts (Number of WTEs –129.1)	160
Number of consultants in post (including locums and part-time consultants)	153
Number of consultant vacancies	7
Number of posts filled by locums	9
Number of community gynaecologists	1

### PART-TIME CONSULTANTS

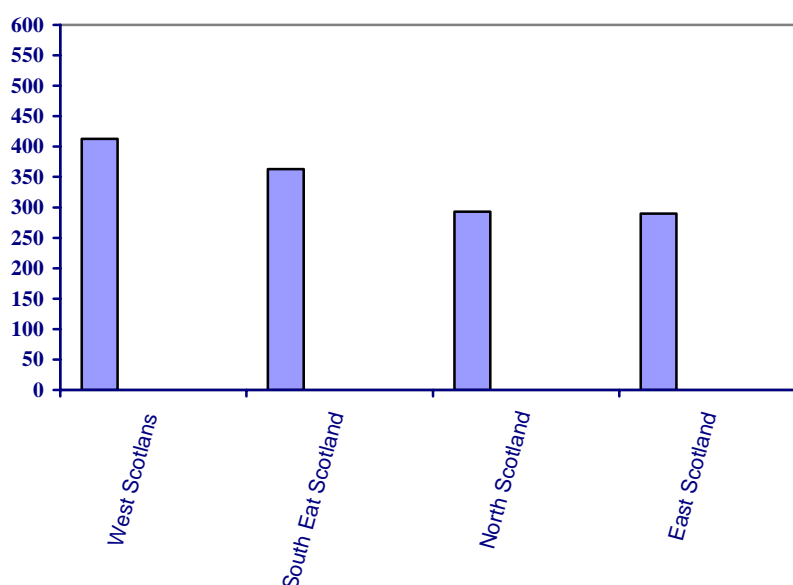
Total number	9
Male	0
Female	9

### DEANERY DISTRIBUTION OF CONSULTANTS IN POST

(excluding community gynaecologists)

Deanery	No in Post	No of Deliveries Per Consultant	No of Deliveries Per WTE
East Scotland	17	262	290
North Scotland	29	250	293
South East Scotland	40	313	363
West Scotland	67	377	413

### Number of Deliveries per WTE



Overall number of deliveries	46,959
Average number of deliveries per consultant	307
Average number of deliveries per WTE	364

## **SIZE OF HOSPITAL (NO OF CONSULTANTS) WITH NUMBER OF DELIVERIES**

Number of Deliveries	No of Units	Number of Consultants												
		2	3	4	5	6	7	8	9	10	11	14	18	21
<500	2	1	1											
501 - 1000	4		1	3										
1001 - 1500	4			2	1					1				
1501 - 2001	1					1								
2002 - 2500	1				1									
2501 - 3000	2					1				1		1		
3001 - 3500	4				1			1	1	2				
3501 - 4000	0													
4001 - 4500	1									1				
4501 - 5000	1									1				
5001 - 5500	1												1	
> 5500	1													1

## **SUBSPECIALTY/SPECIAL INTERESTS**

	<b>Fetal Medicine</b>	<b>Gynaecological Oncology</b>	<b>Reproductive Medicine</b>	<b>Urogynaecology</b>
Consultants practising	<b>23</b>	<b>26</b>	<b>21</b>	<b>10</b>
Subspecialty accredited	3	3	5	0
Subspecialty (not accredited)	5	4	3	0
Special interest	15	22	13	10
Total sessions	94	69	82	16

## **CONSULTANT RETIREMENTS**

(including deaths)

Total number	3
Average age of retirement	62

## **Specialist Registrars**

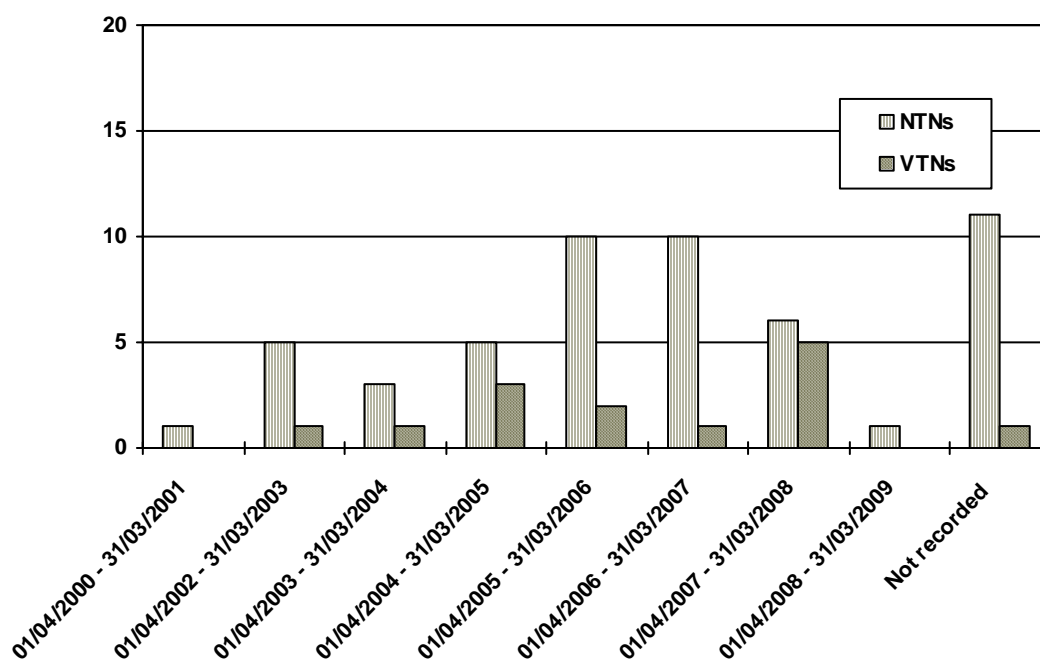
Total number of specialist registrar posts	76
Number of specialist registrars in post	76
Number of specialist registrar vacancies	0
Number of career specialist registrars	52
Number of visiting specialist registrars	24
Type 1 trainees (VTN)	15
Type 2 trainees (FTTA)	9
Number of flexible specialist registrars	5
Number of career SpRs without a recorded NTN (of whom 0 are engaged in research)	18

<b><u>UK trainees (68%)</u></b>	<b>52</b>
Male	20
Female	32
UK trainees intending to take up a UK consultant post	42
<b><u>EU trainees (0%)</u></b>	<b>0</b>
Male	0
Female	0
EU trainees intending to take up a UK consultant post	0
<b><u>Visiting trainees (32%)</u></b>	<b>24</b>
Male	10
Female	24
Visiting trainees intending to take up a UK consultant post	13

### **HEALTH BOARD DISTRIBUTION OF SPECIALIST REGISTRARS IN POST**

Health Board	Total		NHS	Academic/Research
	No	% of National		
East Scotland	11	14	9	2
North Scotland	15	21	14	1
South East Scotland	31	41	27	4
West Scotland	19	24	18	1
<b>Totals</b>	<b>76</b>		<b>68</b>	<b>8</b>

### **SpR CCST DATES**



CCST Date	No of SpRs (NTN)	No of SpRs (VTN)	Total
01/04/2000 - 31/03/2001	1		1
01/04/2002 - 31/03/2003	5	1	6
01/04/2003 - 31/03/2004	3	1	4
01/04/2004 - 31/03/2005	5	3	8
01/04/2005 - 31/03/2006	10	2	12
01/04/2006 – 31/03/2007	10	2	12
01/04/2007 – 31/03/2008	6	5	11
01/04/2008 – 31/03/2009	1		1
Not Recorded	11	1	12

SpR Year	No of SpRs (NTN)	No of SpRs (VTN)	Total
Year 1	5	2	7
Year 2	8	3	11
Year 3	10	4	14
Year 4	9	1	10
Year 5	7		7
Over Year 5	4		4
Not recorded	9	5	14

### **Trainees in LAS and LAT Posts**

Total number of O&G specialty trainees in LAS posts 2  
Career 1  
Visiting 1

Total number of O&G specialty trainees in LAT posts 2  
Career 1  
Visiting 1

### **Senior House Officers**

Total number of SHO posts (includes GPVTs) 226  
Number of SHOs in post 222  
Number of SHO vacancies 4

### **SENIOR HOUSE OFFICERS TRAINING FOR A CAREER IN OBSTETRICS AND GYNAECOLOGY**

Number of O&G specialty trainees in post 103  
Number of O&G specialty trainees regularly acting up 11  
Number of career O&G specialty trainees 53  
Number of visiting O&G specialty trainees 50

<b><u>UK trainees (22%)</u></b>	<b>50</b>
Male	12
Female	38
UK trainees intending to take up a UK consultant post	31
<b><u>EU trainees (1%)</u></b>	<b>3</b>
Male	0
Female	0
EU trainees intending to take up a UK consultant post	2
<b><u>Visiting trainees (23%)</u></b>	<b>50</b>
Male	23
Female	27
Visiting trainees intending to take up a UK consultant post	20

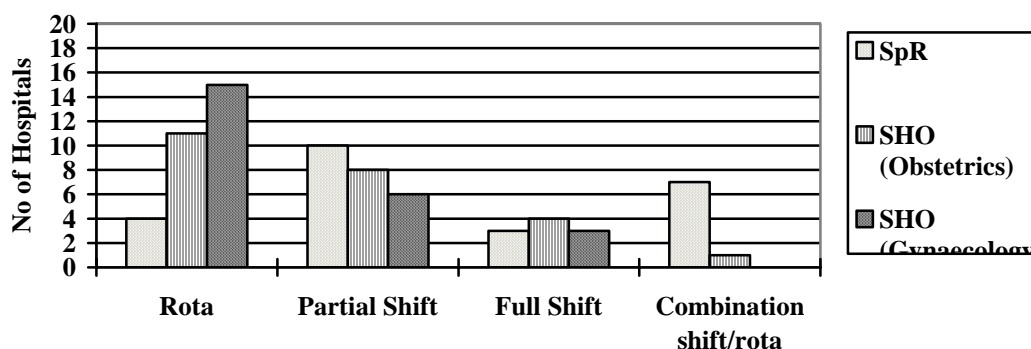
### **SENIOR HOUSE OFFICERS TRAINING FOR A CAREER IN GENERAL PRACTICE**

Total number (54%)	<b>119</b>
Structured	77
Male	23
Female	54
Non-structured	42
Male	19
Female	23

### **HEALTH BOARD DISTRIBUTION OF SHOs IN POST**

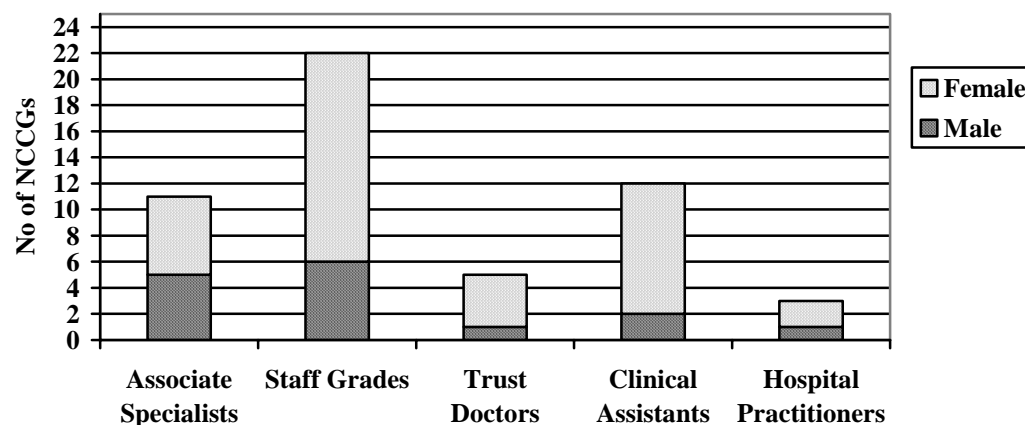
Health Board	Total No	Career		Visiting		GPVTs	
		No	%	No	%	No	%
East Scotland	13	4	30.76	0	0.00	9	69.23
North Scotland	28	3	10.71	9	32.14	16	67.85
South East Scotland	73	13	17.80	14	19.17	46	67.12
West Scotland	108	33	30.55	27	25.00	48	44.44
<b>Totals</b>	<b>222</b>	<b>53</b>		<b>50</b>		<b>119</b>	

### **On call Rotas**



	Rota	Partial Shift	Full Shift	Combination of Shift/Rota
SpR	4	10	3	7
SHO (Obstetrics)	11	8	4	1
SHO (Gynaecology)	15	6	3	0

## Other Staff



	Total	Male	Female
Associate Specialists	11	5	6
Staff Grades	22	6	16
Trust Doctors	5	1	4
Clinical Assistants	12	2	10
Hospital Practitioners	3	1	2

## DEANERY DISTRIBUTION OF NON CONSULTANT CAREER GRADES COMPARED TO CONSULTANTS

(excluding community gynaecologists)

Health Board	No of Consultants	No of NCCGs	% NCCGs of all career grades	Ratio of NCCGs+SpRs to Consultants
East Scotland	12	6		
North Scotland	9	2		
South East Scotland	4	7		
West Scotland	5	21		